

A


FANZINE MLET

English



HELLO

1.



Welcome to **A** fanzine duet.

This is fanzine **A**.

**To start you will need
a partner, someone
who will have
fanzine B.**

They are different, but they
belong together.

You read one,
someone reads the other.

They speak to each other.
They need each other to be
complete.

During this time together,
each page in this fanzine is an
encounter.

You can choose to activate as
many encounters as you like.
If you want a shortcut, after

2. GETTING READY | page 2

We recommend beginning with

3. WORLD FINDING | page 4

The other encounters are there for
you too: you might follow them in
order, pick just one, or leave them
aside and return another day.
However you meet, we
recommend closing your duet
with:

11. IMAGINARY GIFT | page 24



Now that you
**met someone with
fanzine B**, find a small
rock around you.

If you can't find a rock, take an
object that is small enough to fit
inside your hand.

**Give the rock to
your partner.
You will get one from
them too.**

This is your guardian object, a
good companion that will stay
with you through this journey.
You can squeeze or show to
your partner whenever you feel
overwhelmed, tired, confused, or
just want to:

- Rest or take a break
- Skip an activity
- Go back to one activity you
like
- Move or change position in
the space

Describe yourself to your partner

This will help your partner know what you look like.

It also shows your partner a little about who you are, and the things about yourself you want them to notice.

Later, we will play with real and made-up names. For now, you can skip saying your name.



If you want, you could start by saying:

- Your pronouns (he, she, they).
- Your height.
- Your hair (colour and length).
- Your eyes (colour).
- Your skin tone.

If you want, you can also say:


- Where you come from.
- What clothes are you wearing today, and why did you choose them.

At the end, choose **three words** that describe how you feel now. The words can be simple or funny.

For example:

happy, cloud, sweet.

3.



Together with your partner,
choose a place where you feel
good.

A place where you would like to
stay for a while.
A place that speaks to you and
says:

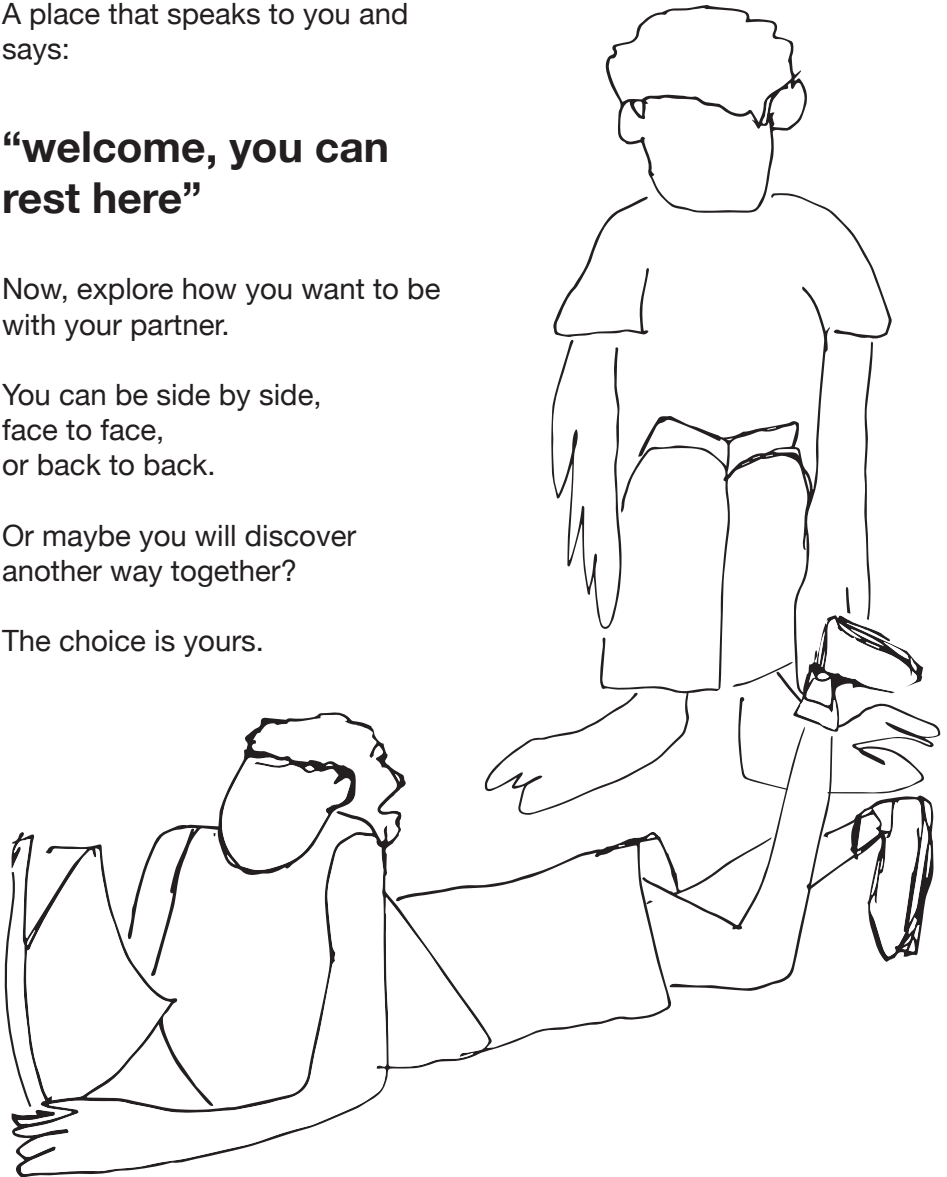
**“welcome, you can
rest here”**

Now, explore how you want to be
with your partner.



You can be side by side,
face to face,
or back to back.

Or maybe you will discover
another way together?

The choice is yours.



4.



Your partner will read something to you.

They will make pauses.
These pauses will help you
imagine a place.
For now, just relax and listen.



Turn the page to switch
roles.

You will read something to your partner.

You will make pauses.

These pauses will help them imagine a place.

For now, just read aloud the text in **bold**.

Imagine a place where you feel open and free.
Is it soft like a sponge cake?
Or is it hard like colorful building blocks?

Is it heavy and full, like the smell of bread baking?
Or is it empty, like the echo inside a seashell?

Do you feel something moving under your feet?
Maybe the ground under a train?
Or the wobbly shake of jelly?

I will give you a little time to imagine this place.


Make a pause and give space to your partner's imagination.

Is this place smooth like water all around you when you swim?
Or sharp, like the taste of a lemon?

Is your landscape busy with many living things, or is it quiet and still?
Is it bright with strong sunlight, or soft and warm like a campfire?

What sounds are in this place that make you feel open and ready to meet new people?

I will give you a little time to imagine this place.
When you feel ready, give me a sign.



Give space to your
partner's imagination.

When your partner is ready,
ask them to tell you about one
thing they find beautiful in the
landscape they imagined.

5.



REMEMBER

YU!

Through this page, you can build imaginary memories with your partner.

There is no right or wrong.

Give yourself a new name.

Who are you?

Maybe you come from another planet.

Maybe you live in a floating castle.

Maybe you can feel the world through its temperature or its kindness.

Maybe the ground hums under your feet.

Maybe you taste colors.

When you both are ready, your partner will start:

Your partner will ask you a question.

Answer with a story that starts:

“Yes, we did ...”

Create a shared memory together.

Make it feel like it really happened.

In your story, use your new name.



YES WE
DID!

6.

WANT TO MAKE
THE
TAY

Read to your partner:


**“There it was, finally.
Our island. Our very
own island. It looked
beautiful above
the waves of fog,
but there was still
one question to be
answered: why had
they sold it to us for
only five euros?”**

Your partner will read something
to you.

Now, you can **choose one of those beginnings to start telling a story**. You can choose just one, use both, or invent a whole new beginning.

Observe where your imagination
can take you together.

You can use this story in the next
page too.



7.

move it

out!

Notice the movements
in your body and
around you.

Offer your partner a dance that
comes from those movements.

If you want you can use one of
these as extra inspiration:

- **You are walking in a forest where the trees can whisper. One tree wants to tell you a secret. What is it?**
- **You sit on a train, but outside the window you don't see cities or towns. What do you see instead?**

Can you transform it into a
dance?

Move in your own way.
A dance can also simply be:

- One gesture
- One breath
- One step


It can be the smallest thing.
It can be the silliest thing.



8.

FEEL FREE

TAXE
A
BSP

The image features stylized, hand-drawn text. The word 'TAXE' is in the upper right, with a small arrow pointing left at the start of the 'T' and a sun-like flower between the 'T' and 'A'. Below it, the letter 'A' is on the left, followed by 'BSP' where the 'B' and 'S' have small flower-like details. A large, solid black silhouette of a bird in flight is positioned to the right of the 'A' and 'BSP'.

9.

ASK

THEN

Start noticing your partner's presence.

Has anything changed since you met?

What do you notice around them right now?

Do they smell different?

Does their voice sound more familiar?

Can you notice their breathing?

Your partner may also notice that you are more present.

Now **it's time to ask each other questions.**

Take turns: one asks, the other answers.

Then switch roles.

You can give short or long answers, as detailed as you like.

You can ask questions like:

- **If energy had a color, what color would I be?**
- **If I were a plant, where would I live? In a pot, in a garden, in a forest, in the desert, or in the water?**
- **If you were making my shopping list, what would you write on it? Why?**



10.

WIE

ELECTION

You can take turns reading the text to each other.

One person reads, the other person listens.

The words are the same for both of you.

This activity is about being calm together.

You will listen to your body.

You will notice small feelings and movements.

The goal is not to be perfect.

The goal is to feel safe, relaxed, and connected.

It is nice to share this moment with another person.



When you are ready and you decided who reads first, you can turn the page and start:

Find a comfortable position.

Take a few deep breaths.

Feel the weight of your body pressing down.

Notice the things you are touching.

The air against your skin.

The soft warmth coming from another person.

Notice each part of your body, starting at your head and moving down to your feet.

Notice the parts of your body that feel tired or tense.

Notice the parts that feel soft and relaxed.

We take some time together.

Observe small movements and sensations.

The movement of your breath.

The way your body moves slightly with it, getting bigger and then smaller.

Observe the moisture on your tongue.

Notice the feelings you have at this moment.

If you want, smile or laugh.

It is nice to have company.

**Notice your thoughts.
Maybe you think about
your shopping list.
Maybe you think about
the meaning of life.**

**Notice something
close to you.
The touch of clothes
on your skin.
Perhaps the beat of
your own heart.**

**Then notice something
far away.
Maybe a sound outside
the window.
Maybe a movement
happening far from
where you are.**

**Now rest your attention
on your partner.**

**Spend a quiet time
together, celebrating
each other's company.**

**For this moment allow
your mind to be free,
to do whatever it wants
to do.
If it wants to think,
or pay attention to
something else.**

**Then, come back
to your body, to the
feeling of its weight,
to the sounds around
you.**

**And when you are
ready we will switch
roles.**

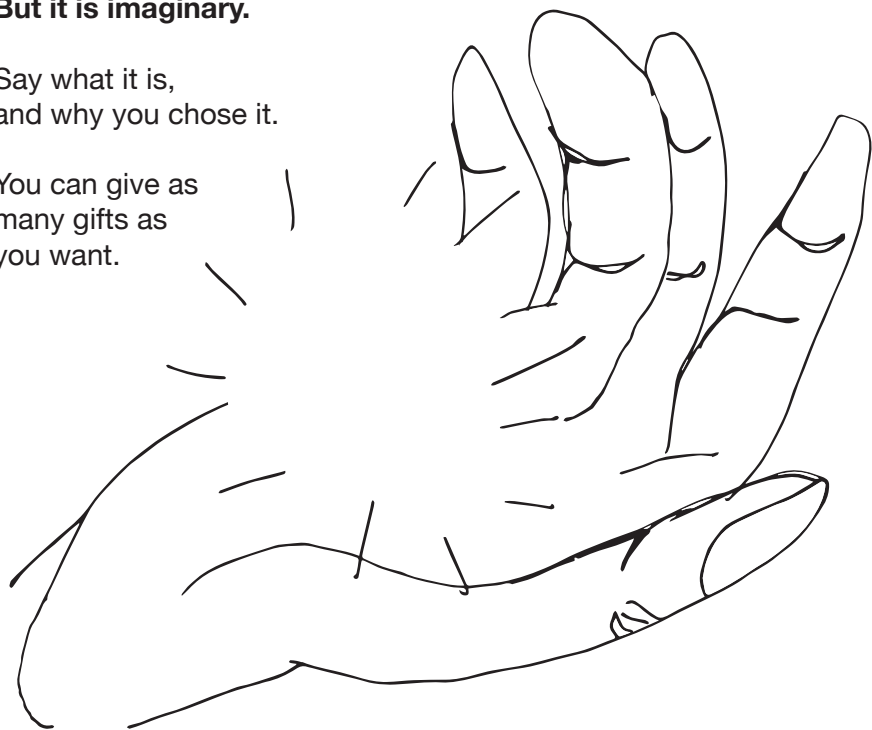
11.

WAGIN' ARX
GIFT

Before we end, give
your partner a gift.
But it is imaginary.

Say what it is,
and why you chose it.

You can give as
many gifts as
you want.




If you want, tell your
partner your real name.

**This is the end of the
fanzine.**

**But not the end of
this experience.**

The experience is between you,
your imagination,
and the stories that are born
when people are open
and come together.



These pages were more than text.
They were an encounter.

Thank you for being here,
with your partner,
with this writing,
and with the world around you.

We hope you had joy.
We hope you felt safe.
We hope you enjoyed this duet.

making
a difference

CREATED AND DESIGNED BY:

Márcio K. Canabarro and Savio Debernardis.
Un-renewable Energies, Tanzfestival.
15.9.-17.10-2025, Uferstudios Berlin.